



# catalina

PRICE GUIDE

lockers

cubbies

islands

Version: 03.26.24  
*prices effective April 1, 2024*

DeskMakers

## revisions

---

08/27/19	Added additional information on digital locks
09/18/19	Changed height from 79" to 77-1/2" high on lockers/cubbies
10/24/19	Updated laminate finishes
11/20/19	Added heights of casters and plinth base.
03/17/20	Fixed Model number error
01/01/21	Updated pricing and finishes
09/01/21	Updated finishes
12/20/21	Updated pricing and finishes
03/31/22	Updated option codes
08/18/22	Added surcharge note, updated TFL size options
12/01/22	Updated pricing
04/17/23	Swapped Digital Locks for Analog Combination Locks
10/18/23	Updated finishes, Re-placed Digital locks
03/15/24	Updated pricing
03/26/24	Pages missing from last update

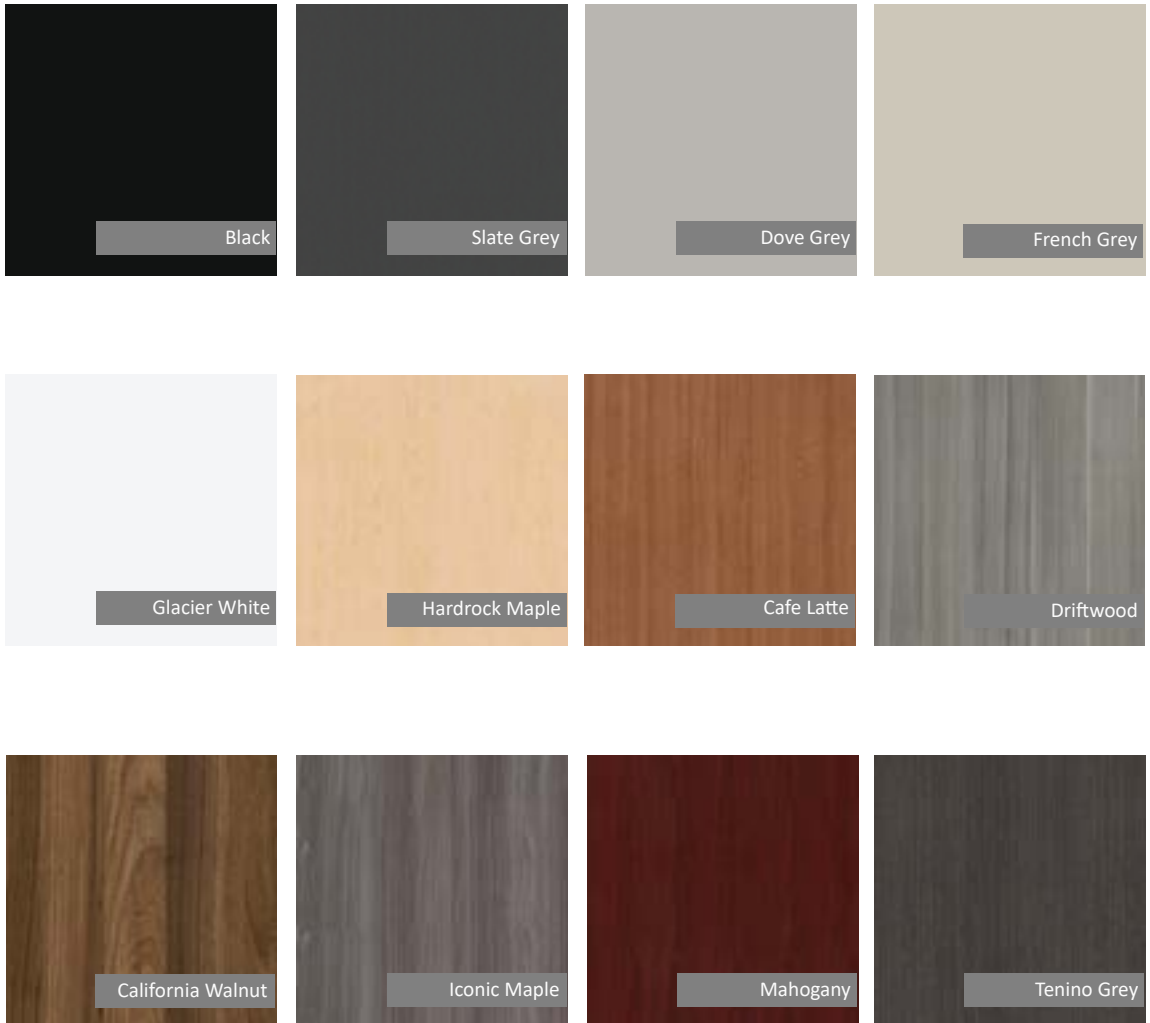
## table of contents

---

Laminates	4-5
Hardware	6-7
Lockers	8-11
Cubbies	12-15
Tops for Lockers/Cubbies	16-17
Island Inserts	18-22
Island Tops	23
Island Bottoms	24-25
Terms and Conditions	26
Warranty	27







# laminates finishes

## standard thermofuse laminate (TFL)



Matching 2MM PVC edgebanding is available for all Standard TFL finishes shown here.  
 For HPL match information please visit [deskmakers.com/resources/materials](https://deskmakers.com/resources/materials)

## premium thermofuse laminate (TFL)



Premium TFLs require a 10% upcharge. Add item code OP-TTFL-1.

Matching 2MM PVC edgebanding is available for all Premium TFL finishes shown here.

For HPL match information please visit [deskmakers.com/resources/materials](https://deskmakers.com/resources/materials)

# laminates finishes

## high pressure laminate (HPL)

Pricing shown in this price list applies only to non-premium HPLs as follows:

- Wilsonart: Solids, Woodgrains, and Abstracts in Matte (-60) finish,
- Formica: Color Portfolio, Woodgrains, and Patterns in Matte (-58) finish
- Pionite: Solids, Woodgrains, and Abstracts in Suede (N) finish
- Arborite: Solids, Woodgrains, Textures and Abstracts in Matte (CA) finish
- Nevamar: Solids, Woodgrains, Stones and Abstracts in ARP (-T) finish

A minimum charge of \$520 net per HPL color will be applied to each order.

Call customer service for pricing for all other HPLs.

Additional lead times required for HPL orders depending on material availability and order complexity.

## high pressure laminate (HPL) pricing chart

Most DeskMakers product is made of Thermofuse laminate (TFL). As such, there is an upcharge for ordering product in high pressure laminate (HPL). This upcharge varies based on the product and the size of the HPL order.

Please note that only the portion of the order in HPL will be calculated to determine the level of HPL upcharges.

HPL is always available with DeskMakers standard 2MM edgebanding. Special order matching PVC 2MM edgebanding may be available for orders \$25,000 List or larger, call customer service for pricing.

Product Category	Option Code	HPL UPCHARGE
<b>WORKSURFACES</b> All Shapes <i>Top surface HPL</i>	OP-HPL1-25-??	60%
<b>CASEGOODS</b> Top HPL only, balance TFL	OP-HPL1-1-??	25%
<b>CASEGOODS</b> Entire Unit HPL	OP-HPL1-4-??	120%
<b>CASEGOODS</b> HPL Drawer Fronts only	OP-HPL1-2-??	20%
<b>CASEGOODS</b> Top HPL and HPL Drawer Fronts	OP-HPL1-3-??	30%

# pulls & hardware

## standard pulls

Pulls are included on all drawers and cabinet doors for no upcharge.



101SN



101BL



105SN



115SN



115BL



201SN



125SN\*



125BL\*



201BL

\*The 125SN/BL pull is 7.5" long. On lateral file drawers and larger cabinet doors a longer 12.5" pull in the same style will be used. This may be identified as a "127SN/BL" pull on your acknowledgment. On lockers with a keyed lock, a 3" silver pull in this style (designated "123SN") is standard.

## coat hook



Can be added using AC-COAT-SIDE  
for \$36 per Hook. Must be field installed.

# analog locks

## keyed lock



### details

- 2 keys per lock
- Can "key alike" with other DeskMakers laminate furniture. Use code AC-LOCK-101 to -200 for \$22 List each to specify key number
- To order Master Key use AC-LOCK-MSTR for \$140 List.

## combination lock



### details

- All metal housing
- Vertical body style
- Operates with a 4-Digit User Code
- Default configuration is multi-user mode - code resets after each use. Assigned user mode locks available - contact customer service
- Cores keyed alike per site
- Two year warranty
- Manager's Key - serves as master key, needed to reset locks with lost combinations. AC-LOCK-COM1-MKEY \$18.\*
- Core Removal Key - used to change out a core. AC-LOCK-COM1-RKEY \$30
- User Key - used to operate a lock instead of using the combination dials. AC-LOCK-COM1-UKEY \$2
- Code Retrieval Tool - used with Manager's Key to reset a lock with a lost combination. AC-LOCK-COM1-TOOL \$59\*

\* At least 1 Manager's Key and 1 Code Retrieval Tool required per project.

To specify in place of a key lock on any cabinet door, add AC-LOCK-COM1-SV for \$317 list. Combination locks are included as a standard option on Catalina lockers - see pricing on pages 8-15.

## ADA version



US Access Board requires 5% of all locks to be ADA compliant.

ADA Combination locks feature an elongated lever knob and a lift handle that eliminates the need for pinching and gripping the lock. It can be specified by changing the suffix of a locker from -C1 (indicating a standard combination lock) to -C2 to indicate the ADA combination lock. This will increase the price by \$30 per lock.

To specify the lock separately, use sku AC-LOCK-COM1-ADA for \$347.



Manager's Key and  
Code Retrieval Tool



# digital lock

## digital lock



### details

- Brushed nickel finish
- Black keypad with numbers
- Vertical body orientation
- All metal lock housing
- Manual dead bolt (turn knob)
- Operated with user selected 4-digit code
- Shared use application
- Override and power bypass
- Visual and audible indicator
- Powered by 2 lithium CR2450 batteries, battery life is 180,000 cycles with average use

To specify in place of a key lock on any cabinet door, add AC-LOCK-DIG1-SLV for \$480 list. Digilocks are included as a standard option on Catalina lockers - see pricing on pages 8-15.



### programming key

- (1) programming key is required for each installation
- Initializes new locks
- Registers manager bypass key
- Overrides user access
- Allows management audit/inspection
- Provides external power

To specify, add AC-LOCK-VRSA-PKEY for \$194 list.



### manager key

- Minimum (1) manager key is required for each installation, multiple manager keys may be used
- Assigns access credential(s)
- Overrides user access (in assigned use functionality)
- Allows management audit/inspection
- Provides external power

To specify, add AC-LOCK-VRSA-MKEY for \$138 list.

## ADA options

US Access Board requires 5% of all locks to be ADA compliant.



### ADA compliant knob

Allows door to be opened with one hand and does not require tight grasping, pinching or twisting of the wrist.

To promote universal access, DeskMakers provides the ADA knob by default at no additional charge unless otherwise specified.



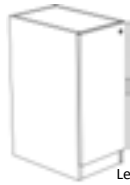
### user key

Allows user to operate the lock without using a user code. One key per locker.

To specify, add AC-LOCK-VRSA-UKEY for \$64 list.

## locker - one door

28" high



Left Model Shown

Model Number	Width	Depth	Height	Key Lock (K)	Combo Lock (C1)	Digi Lock (D)	
<b>12" wide</b>							
Left Model	Right Model						
CA-LK12-1528-1-L-?	CA-LK12-1528-1-R-?	12	15	28	\$731	\$1,048	\$1,212
CA-LK12-1928-1-L-?	CA-LK12-1928-1-R-?	12	19	28	\$773	\$1,090	\$1,253
CA-LK12-2428-1-L-?	CA-LK12-2428-1-R-?	12	24	28	\$813	\$1,130	\$1,293
<b>16" wide</b>							
Left Model	Right Model						
CA-LK16-1528-1-L-?	CA-LK16-1528-1-R-?	16	15	28	\$792	\$1,109	\$1,272
CA-LK16-1928-1-L-?	CA-LK16-1928-1-R-?	16	19	28	\$840	\$1,157	\$1,321
CA-LK16-2428-1-L-?	CA-LK16-2428-1-R-?	16	24	28	\$888	\$1,205	\$1,368

## locker - one door

41" high



Left Model Shown

Model Number	Width	Depth	Height	Key Lock (K)	Combo Lock (C1)	Digi Lock (D)	
<b>12" wide</b>							
Left Model	Right Model						
CA-LK12-1541-1-L-?	CA-LK12-1541-1-R-?	12	15	41	\$820	\$1,137	\$1,300
CA-LK12-1941-1-L-?	CA-LK12-1941-1-R-?	12	19	41	\$872	\$1,189	\$1,352
CA-LK12-2441-1-L-?	CA-LK12-2441-1-R-?	12	24	41	\$922	\$1,239	\$1,402
<b>16" wide</b>							
Left Model	Right Model						
CA-LK16-1541-1-L-?	CA-LK16-1541-1-R-?	16	15	41	\$892	\$1,209	\$1,372
CA-LK16-1941-1-L-?	CA-LK16-1941-1-R-?	16	19	41	\$951	\$1,268	\$1,431
CA-LK16-2441-1-L-?	CA-LK16-2441-1-R-?	16	24	41	\$1,010	\$1,327	\$1,490

- To order replace "?" with "K" for a keyed lock or "C1" for a combination lock.
- For combination locks, at least 1 Manager's Key (AC-LOCK-COM1-MKEY \$18) and 1 Code Retrieval Tool (AC-LOCK-COM1-TOOL \$59) are required per project.
- For ADA style combination locks, specify unit as ending in -C2 for an additional \$30 per lock. For more lock details see pages 6-7.
- For digital locks, at least 1 Programming Key (AC-LOCK-VRSA-PKEY \$194) and 1 Manager's Key (AC-LOCK-VRSA-MKEY \$133) are required per project.
- Digital locks are ADA style by default.
- Includes levelers and installation screws. Locker units must be connected to another unit, worksurface or wall for stability.
- Locker/cubby tops must be specified separately. See pages 16-17.
- For a coat hook, add AC-COAT-SIDE for \$36. Coat hook must be field installed. Coat hook is only available in silver and mounted under top.
- For a fixed shelf, add OP-SHLF-2 for \$185.

## locker - two doors

41" high



Left Model Shown

Model Number	Width	Depth	Height	Key Lock (K)	Combo Lock (C1)	Digi Lock (D)	
<b>12" wide</b>							
Left Model	Right Model						
CA-LK12-1541-2-L-?	CA-LK12-1541-2-R-?	12	15	41	\$919	\$1,553	\$1,880
CA-LK12-1941-2-L-?	CA-LK12-1941-2-R-?	12	19	41	\$979	\$1,613	\$1,940
CA-LK12-2441-2-L-?	CA-LK12-2441-2-R-?	12	24	41	\$1,040	\$1,674	\$2,000
<b>16" wide</b>							
Left Model	Right Model						
CA-LK16-1541-2-L-?	CA-LK16-1541-2-R-?	16	15	41	\$1,010	\$1,644	\$1,970
CA-LK16-1941-2-L-?	CA-LK16-1941-2-R-?	16	19	41	\$1,081	\$1,715	\$2,042
CA-LK16-2441-2-L-?	CA-LK16-2441-2-R-?	16	24	41	\$1,153	\$1,787	\$2,113

## locker - three doors

60" high



Left Model Shown

Model Number	Width	Depth	Height	Key Lock (K)	Combo Lock (C1)	Digi Lock (D)	
<b>12" wide</b>							
Left Model	Right Model						
CA-LK12-1560-3-L-?	CA-LK12-1560-3-R-?	12	15	60	\$1,250	\$2,201	\$2,690
CA-LK12-1960-3-L-?	CA-LK12-1960-3-R-?	12	19	60	\$1,361	\$2,312	\$2,802
CA-LK12-2460-3-L-?	CA-LK12-2460-3-R-?	12	24	60	\$1,474	\$2,425	\$2,914
<b>16" wide</b>							
Left Model	Right Model						
CA-LK16-1560-3-L-?	CA-LK16-1560-3-R-?	16	15	60	\$1,410	\$2,361	\$2,851
CA-LK16-1960-3-L-?	CA-LK16-1960-3-R-?	16	19	60	\$1,540	\$2,491	\$2,981
CA-LK16-2460-3-L-?	CA-LK16-2460-3-R-?	16	24	60	\$1,672	\$2,623	\$3,112

- To order replace "?" with "K" for a keyed lock or "C1" for a combination lock.
- For combination locks, at least 1 Manager's Key (AC-LOCK-COM1-MKEY \$18) and 1 Code Retrieval Tool (AC-LOCK-COM1-TOOL \$59) are required per project.
- For ADA style combination locks, specify unit as ending in -C2 for an additional \$30 per lock. For more lock details see pages 6-7.
- For digital locks, at least 1 Programming Key (AC-LOCK-VRSA-PKEY \$194) and 1 Manager's Key (AC-LOCK-VRSA-MKEY \$133) are required per project.
- Digital locks are ADA style by default.
- Includes levelers and installation screws. Locker units must be connected to another unit, worksurface or wall for stability.
- Locker/cubby tops must be specified separately. See pages 16-17.
- For a coat hook, add AC-COAT-SIDE for \$36. Coat hook must be field installed. Coat hook is only available in silver and mounted under top.

## locker - two doors

78-1/2" high



Left Model Shown

Model Number	Width	Depth	Height	Key Lock (K)	Combo Lock (C1)	Digi Lock (D)	
<b>12" wide</b>							
Left Model	Right Model						
CA-LK12-1578-2-L-?	CA-LK12-1578-2-R-?	12	15	77-1/2	\$1,185	\$1,819	\$2,145
CA-LK12-1978-2-L-?	CA-LK12-1978-2-R-?	12	19	77-1/2	\$1,278	\$1,912	\$2,238
CA-LK12-2478-2-L-?	CA-LK12-2478-2-R-?	12	24	77-1/2	\$1,371	\$2,005	\$2,331
<b>16" wide</b>							
Left Model	Right Model						
CA-LK16-1578-2-L-?	CA-LK16-1578-2-R-?	16	15	77-1/2	\$1,306	\$1,940	\$2,267
CA-LK16-1978-2-L-?	CA-LK16-1978-2-R-?	16	19	77-1/2	\$1,411	\$2,045	\$2,371
CA-LK16-2478-2-L-?	CA-LK16-2478-2-R-?	16	24	77-1/2	\$1,516	\$2,150	\$2,476

## locker - three doors

78-1/2" high



Left Model Shown

Model Number	Width	Depth	Height	Key Lock (K)	Combo Lock (C1)	Digi Lock (D)	
<b>12" wide</b>							
Left Model	Right Model						
CA-LK12-1578-3-L-?	CA-LK12-1578-3-R-?	12	15	77-1/2	\$1,432	\$2,383	\$2,873
CA-LK12-1978-3-L-?	CA-LK12-1978-3-R-?	12	19	77-1/2	\$1,441	\$2,392	\$2,882
CA-LK12-2478-3-L-?	CA-LK12-2478-3-R-?	12	24	77-1/2	\$1,556	\$2,507	\$2,996
<b>16" wide</b>							
Left Model	Right Model						
CA-LK16-1578-3-L-?	CA-LK16-1578-3-R-?	16	15	77-1/2	\$1,446	\$2,397	\$2,886
CA-LK16-1978-3-L-?	CA-LK16-1978-3-R-?	16	19	77-1/2	\$1,559	\$2,510	\$2,999
CA-LK16-2478-3-L-?	CA-LK16-2478-3-R-?	16	24	77-1/2	\$1,775	\$2,726	\$3,216

- To order replace "?" with "K" for a keyed lock or "C1" for a combination lock.
- For combination locks, at least 1 Manager's Key (AC-LOCK-COM1-MKEY \$18) and 1 Code Retrieval Tool (AC-LOCK-COM1-TOOL \$59) are required per project.
- For ADA style combination locks, specify unit as ending in -C2 for an additional \$30 per lock. For more lock details see pages 6-7.
- For digital locks, at least 1 Programming Key (AC-LOCK-VRSA-PKEY \$194) and 1 Manager's Key (AC-LOCK-VRSA-MKEY \$133) are required per project.
- Digital locks are ADA style by default.
- Includes levelers and installation screws. Locker units must be connected to another unit, worksurface or wall for stability.
- Locker/cubby tops must be specified separately. See pages 16-17.
- For a coat hook, add AC-COAT-SIDE for \$36. Coat hook must be field installed. Coat hook is only available in silver and mounted under top.
- For a fixed shelf, add OP-SHLF-2 for \$185.

## locker - four doors

78-1/2" high



Left Model Shown

Model Number		Width	Depth	Height	Key Lock (K)	Combo Lock (C1)	Digi Lock (D)
<b>12" wide</b>							
Left Model	Right Model						
CA-LK12-1578-4-L-?	CA-LK12-1578-4-R-?	12	15	77-1/2	\$1,382	\$2,650	\$3,303
CA-LK12-1978-4-L-?	CA-LK12-1978-4-R-?	12	19	77-1/2	\$1,494	\$2,762	\$3,415
CA-LK12-2478-4-L-?	CA-LK12-2478-4-R-?	12	24	77-1/2	\$1,606	\$2,874	\$3,527
<b>16" wide</b>							
Left Model	Right Model						
CA-LK16-1578-4-L-?	CA-LK16-1578-4-R-?	16	15	77-1/2	\$1,543	\$2,811	\$3,464
CA-LK16-1978-4-L-?	CA-LK16-1978-4-R-?	16	19	77-1/2	\$1,674	\$2,942	\$3,594
CA-LK16-2478-4-L-?	CA-LK16-2478-4-R-?	16	24	77-1/2	\$1,804	\$3,072	\$3,725

- To order replace "?" with "K" for a keyed lock or "C1" for a combination lock.
- For combination locks, at least 1 Manager's Key (AC-LOCK-COM1-MKEY \$18) and 1 Code Retrieval Tool (AC-LOCK-COM1-TOOL \$59) are required per project.
- For ADA style combination locks, specify unit as ending in -C2 for an additional \$30 per lock. For more lock details see pages 6-7.
- For digital locks, at least 1 Programming Key (AC-LOCK-VRSA-PKEY \$194) and 1 Manager's Key (AC-LOCK-VRSA-MKEY \$133) are required per project.
- Digital locks are ADA style by default.
- Includes levelers and installation screws. Locker units must be connected to another unit, worksurface or wall for stability.
- Locker/cubby tops must be specified separately. See pages 16-17.
- For a coat hook, add AC-COAT-SIDE for \$36. Coat hook must be field installed. Coat hook is only available in silver and mounted under top.

## cubby - two openings

28" high



Model Number	Width	Depth	Height	TFL Price
<b>12" wide</b>				
CA-CS12-1528-2	12	14	28	\$608
CA-CS12-1928-2	12	18	28	\$644
CA-CS12-2428-2	12	23	28	\$680
<b>16" wide</b>				
CA-CS16-1528-2	16	14	28	\$647
CA-CS16-1928-2	16	18	28	\$688
CA-CS16-2428-2	16	23	28	\$730

- Includes levelers and installation screws.
- Cubby units must be connected to another unit, worksurface or wall for stability.
- Locker/cubby tops must be specified separately. See pages 16-17.

## cubby - three openings

41" high



Model Number	Width	Depth	Height	TFL Price
<b>12" wide</b>				
CA-CS12-1541-3	12	14	41	\$696
CA-CS12-1941-3	12	18	41	\$747
CA-CS12-2441-3	12	23	41	\$799
<b>16" wide</b>				
CA-CS16-1541-3	16	14	41	\$749
CA-CS16-1941-3	16	18	41	\$807
CA-CS16-2441-3	16	23	41	\$866

- Includes levelers and installation screws.
- Cubby units must be connected to another unit, worksurface or wall for stability.
- Locker/cubby tops must be specified separately. See pages 16-17.

**cubby - four openings**

60" high



Model Number	Width	Depth	Height	TFL Price
<b>12" wide</b>				
CA-CS12-1560-4	12	14	60	\$940
CA-CS12-1960-4	12	18	60	\$953
CA-CS12-2460-4	12	23	60	\$971
<b>16" wide</b>				
CA-CS16-1560-4	16	14	60	\$953
CA-CS16-1960-4	16	18	60	\$1,101
CA-CS16-2460-4	16	23	60	\$1,190

- Includes levelers and installation screws.
- Cubby units must be connected to another unit, worksurface or wall for stability.
- Locker/cubby tops must be specified separately. See pages 16-17.

**cubby - six openings**

78-1/2" high



Model Number	Width	Depth	Height	TFL Price
<b>12" wide</b>				
CA-CS12-1578-6	12	14	77-1/2	\$959
CA-CS12-1978-6	12	18	77-1/2	\$1,057
CA-CS12-2478-6	12	23	77-1/2	\$1,154
<b>16" wide</b>				
CA-CS16-1578-6	16	14	77-1/2	\$1,053
CA-CS16-1978-6	16	18	77-1/2	\$1,164
CA-CS16-2478-6	16	23	77-1/2	\$1,275

- Includes levelers and installation screws.
- Cubby units must be connected to another unit, worksurface or wall for stability.
- Locker/cubby tops must be specified separately. See pages 16-17.

## coat cubby - open below

78-1/2" high



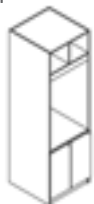
Model Number	Width	Depth	Height	Open Cubbies Below	TFL Price
CA-CC24-2478-6	24	23	77-1/2	4	\$1,542
CA-CC30-2478-6	30	23	77-1/2	4	\$1,750
CA-CC36-2478-9	36	23	77-1/2	6	\$2,082

- Includes levelers and installation screws.
- Cubby units must be connected to another unit, worksurface or wall for stability.
- includes closet rod.
- Locker/cubby tops must be specified separately. See pages 16-17.
- For a coat hook, add AC-COAT-SIDE for \$36. Coat hook must be field installed. Coat hook is only available in silver and mounted under top.
- For a fixed shelf, add OP-SHLF-2 for \$185.



**coat cubby - lockers below**

78-1/2" high



Model Number	Width	Depth	Height	Locker Doors Below	Key Lock (K)	Combo Lock (C1)	Digi Lock (D)
CA-CC24-2478-2-?	24	23	77-1/2	2	\$1,698	\$2,332	\$2,658
CA-CC30-2478-2-?	30	23	77-1/2	2	\$2,009	\$2,643	\$2,969
CA-CC36-2478-3-?	36	23	77-1/2	3	\$2,481	\$3,432	\$3,921

- Includes levelers and installation screws.
- Cubby units must be connected to another unit, worksurface or wall for stability.
- includes closet rod.
- Locker/cubby tops must be specified separately. See pages 16-17.
- For a coat hook, add AC-COAT-SIDE for \$36. Coat hook must be field installed. Coat hook is only available in silver and mounted under top.
- For a fixed shelf, add OP-SHLF-2 for \$185.
- For combination locks, at least 1 Manager's Key (AC-LOCK-COM1-MKEY \$18) and 1 Code Retrieval Tool (AC-LOCK-COM1-TOOL \$59) are required per project.
- For ADA style combination locks, specify unit as ending in -C2 for an additional \$30 per lock. For more lock details see pages 6-7.
- For digital locks, at least 1 Programming Key (AC-LOCK-VRSA-PKEY \$194) and 1 Manager's Key (AC-LOCK-VRSA-MKEY \$133) are required per project.
- Digital locks are ADA style by default.

## 3/4" thick panel tops for lockers and cubbies

for use with 12" wide units in a single row



Model Number	Width	Depth	TFL		HPL
			1-1/8" Thick Standard TFL 2mm PVC	1-1/8" Thick Premium TFL 2mm PVC	1-1/8" Thick Standard HPL 2mm PVC
			T1-A1	T2-A1	H1-A1
<b>15" deep</b>					
CA-PL12-1512-??-??	12	15	\$141	\$135	\$238
CA-PL12-1524-??-??	24	15	\$181	\$180	\$300
CA-PL12-1536-??-??	36	15	\$189	\$187	\$311
CA-PL12-1548-??-??	48	15	\$197	\$197	\$324
CA-PL12-1560-??-??	60	15	\$253	\$258	\$414
CA-PL12-1572-??-??	72	15	\$260	\$266	\$425
CA-PL12-1584-??-??	84	15	\$243	\$247	\$396
CA-PL12-1596-??-??	96	15	\$276	\$284	\$450
CA-PL12-1508-??-??	108	15	N/A	N/A	\$460
CA-PL12-1520-??-??	120	15	N/A	N/A	\$472
<b>19" deep</b>					
CA-PL12-1912-??-??	12	19	\$173	\$170	\$305
CA-PL12-1924-??-??	24	19	\$206	\$206	\$361
CA-PL12-1936-??-??	36	19	\$243	\$247	\$397
CA-PL12-1948-??-??	48	19	\$250	\$255	\$407
CA-PL12-1960-??-??	60	19	\$356	\$372	\$577
CA-PL12-1972-??-??	72	19	\$362	\$378	\$584
CA-PL12-1984-??-??	84	19	\$369	\$386	\$598
CA-PL12-1996-??-??	96	19	\$404	\$424	\$598
CA-PL12-1908-??-??	108	19	N/A	N/A	\$598
CA-PL12-1920-??-??	120	19	N/A	N/A	\$598
<b>24" deep</b>					
CA-PL12-2412-??-??	12	24	\$204	\$205	\$357
CA-PL12-2424-??-??	24	24	\$230	\$233	\$401
CA-PL12-2436-??-??	36	24	\$298	\$307	\$483
CA-PL12-2448-??-??	48	24	\$303	\$314	\$491
CA-PL12-2460-??-??	60	24	\$460	\$486	\$738
CA-PL12-2472-??-??	72	24	\$464	\$490	\$747
CA-PL12-2484-??-??	84	24	\$495	\$525	\$794
CA-PL12-2496-??-??	96	24	\$531	\$564	\$794
CA-PL12-2408-??-??	108	24	N/A	N/A	\$794
CA-PL12-2420-??-??	120	24	N/A	N/A	\$794

- Dimensions are nominal, actual size is 1/8" greater on both length and width.  
 - 3/4" Top panel is equal thickness to other panels in locker/cubby construction.

## 3/4" thick panel tops for lockers and cubbies

for use with 16" wide units in a single row



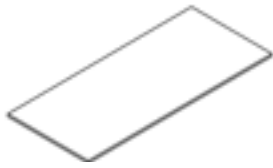
Model Number	Width	Depth	TFL		HPL
			1-1/8" Thick Standard TFL 2mm PVC	1-1/8" Thick Premium TFL 2mm PVC	1-1/8" Thick Standard HPL 2mm PVC
			T1-A1	T2-A1	H1-A1
<b>15" deep</b>					
CA-PL16-1516-??-??	16	15	\$156	\$151	\$258
CA-PL16-1532-??-??	32	15	\$207	\$208	\$340
CA-PL16-1548-??-??	48	15	\$197	\$197	\$323
CA-PL16-1564-??-??	64	15	\$253	\$258	\$414
CA-PL16-1580-??-??	80	15	\$244	\$248	\$396
CA-PL16-1596-??-??	96	15	\$276	\$284	\$449
CA-PL16-1512-??-??	112	15	N/A	N/A	\$464
<b>19" deep</b>					
CA-PL16-1916-??-??	16	19	\$181	\$180	\$299
CA-PL16-1932-??-??	32	19	\$237	\$241	\$387
CA-PL16-1948-??-??	48	19	\$250	\$255	\$408
CA-PL16-1964-??-??	64	19	\$356	\$372	\$575
CA-PL16-1980-??-??	80	19	\$369	\$386	\$598
CA-PL16-1996-??-??	96	19	\$404	\$424	\$649
CA-PL16-1912-??-??	112	19	N/A	N/A	\$671
<b>24" deep</b>					
CA-PL16-2416-??-??	16	24	\$207	\$208	\$340
CA-PL16-2432-??-??	32	24	\$267	\$274	\$435
CA-PL16-2448-??-??	48	24	\$303	\$314	\$491
CA-PL16-2464-??-??	64	24	\$422	\$445	\$680
CA-PL16-2480-??-??	80	24	\$484	\$512	\$776
CA-PL16-2496-??-??	96	24	\$531	\$564	\$852
CA-PL16-2412-??-??	112	24	N/A	N/A	\$876

- Dimensions are nominal, actual size is 1/8" greater on both length and width.

- 3/4" Top panel is equal thickness to other panels in locker/cubby construction.

## 3/4" thick panel tops for lockers and cubbies

for use with back to back 12" wide units

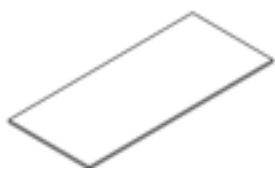


Model Number	Width	Depth	TFL		HPL
			1-1/8" Thick Standard TFL 2mm PVC	1-1/8" Thick Premium TFL 2mm PVC	1-1/8" Thick Standard HPL 2mm PVC
			T1-A1	T2-A1	H1-A1
<b>15" deep</b>					
CA-PL12-3012-??-??	12	30	\$254	\$259	\$338
CA-PL12-3024-??-??	24	30	\$251	\$257	\$422
CA-PL12-3036-??-??	36	30	\$340	\$354	\$590
CA-PL12-3048-??-??	48	30	\$472	\$499	\$839
CA-PL12-3060-??-??	60	30	\$476	\$503	\$843
CA-PL12-3072-??-??	72	30	\$480	\$508	\$849
CA-PL12-3084-??-??	84	30	\$611	\$652	\$1,097
CA-PL12-3096-??-??	96	30	\$617	\$658	\$1,103
CA-PL12-3008-??-??	108	30	N/A	N/A	\$1,213
CA-PL12-3020-??-??	120	30	N/A	N/A	\$1,768
<b>19" deep</b>					
CA-PL12-3812-??-??	12	38	\$209	\$210	\$341
CA-PL12-3824-??-??	24	38	\$338	\$351	\$587
CA-PL12-3836-??-??	36	38	\$429	\$452	\$691
CA-PL12-3848-??-??	48	38	\$474	\$502	\$842
CA-PL12-3860-??-??	60	38	\$480	\$508	\$849
CA-PL12-3872-??-??	72	38	\$482	\$511	\$851
CA-PL12-3884-??-??	84	38	\$613	\$654	\$1,099
CA-PL12-3896-??-??	96	38	\$621	\$663	\$1,106
CA-PL12-3808-??-??	108	38	N/A	N/A	\$1,226
CA-PL12-3820-??-??	120	38	N/A	N/A	\$1,791
<b>24" deep</b>					
CA-PL12-4812-??-??	12	48	\$254	\$259	\$426
CA-PL12-4824-??-??	24	48	\$343	\$357	\$593
CA-PL12-4836-??-??	36	48	\$429	\$452	\$691
CA-PL12-4848-??-??	48	48	\$437	\$461	\$702
CA-PL12-4860-??-??	60	48	\$530	\$563	\$849
CA-PL12-4872-??-??	72	48	\$737	\$791	\$1,178
CA-PL12-4884-??-??	84	48	\$744	\$798	\$1,187
CA-PL12-4896-??-??	96	48	\$749	\$804	\$1,195
CA-PL12-4808-??-??	108	48	N/A	N/A	\$1,482
CA-PL12-4820-??-??	120	48	N/A	N/A	\$2,161

- Dimensions are nominal, actual size is 1/8" greater on both length and width.  
 - 3/4" Top panel is equal thickness to other panels in locker/cubby construction.

## 3/4" thick panel tops for lockers and cubbies

for use with back to back 16" wide units



Model Number	Width	Depth	TFL		HPL
			1-1/8" Thick Standard TFL 2mm PVC	1-1/8" Thick Premium TFL 2mm PVC	1-1/8" Thick Standard HPL 2mm PVC
			T1-A1	T2-A1	H1-A1
<b>15" deep</b>					
CA-PL16-3016-??-??	16	30	\$249	\$254	\$419
CA-PL16-3032-??-??	32	30	\$338	\$351	\$587
CA-PL16-3048-??-??	48	30	\$472	\$499	\$839
CA-PL16-3064-??-??	64	30	\$477	\$505	\$846
CA-PL16-3080-??-??	80	30	\$610	\$651	\$1,095
CA-PL16-3096-??-??	96	30	\$617	\$658	\$1,103
CA-PL16-3012-??-??	112	30	N/A	N/A	\$1,353
<b>19" deep</b>					
CA-PL16-3816-??-??	16	38	\$209	\$210	\$341
CA-PL16-3832-??-??	32	38	\$342	\$356	\$591
CA-PL16-3848-??-??	48	38	\$474	\$502	\$842
CA-PL16-3864-??-??	64	38	\$480	\$508	\$849
CA-PL16-3880-??-??	80	38	\$613	\$654	\$1,099
CA-PL16-3896-??-??	96	38	\$621	\$663	\$1,106
CA-PL16-3812-??-??	112	38	N/A	N/A	\$1,356
<b>24" deep</b>					
CA-PL16-4816-??-??	16	48	\$254	\$259	\$426
CA-PL16-4832-??-??	32	48	\$429	\$452	\$758
CA-PL16-4848-??-??	48	48	\$437	\$461	\$702
CA-PL16-4864-??-??	64	48	\$733	\$787	\$1,170
CA-PL16-4880-??-??	80	48	\$740	\$794	\$1,183
CA-PL16-4896-??-??	96	48	\$749	\$804	\$1,195
CA-PL16-4812-??-??	112	48	N/A	N/A	\$1,766




- Dimensions are nominal, actual size is 1/8" greater on both length and width.

- 3/4" Top panel is equal thickness to other panels in locker/cubby construction.

## 1 1/8" thick counter tops for lockers and cubbies

for use with 12" wide units in a single row



			TFL		HPL
			1-1/8" Thick Standard TFL	1-1/8" Thick Premium TFL	1-1/8" Thick Standard HPL
					
			2mm PVC	2mm PVC	2mm PVC
Model Number	Width	Depth	T1-A1	T2-A1	H1-A1
<b>15" deep</b>					
CA-TP12-1512-??-??	12	15	\$162	\$178	\$258
CA-TP12-1524-??-??	24	15	\$202	\$222	\$321
CA-TP12-1536-??-??	36	15	\$209	\$230	\$332
CA-TP12-1548-??-??	48	15	\$218	\$240	\$344
CA-TP12-1560-??-??	60	15	\$274	\$301	\$434
CA-TP12-1572-??-??	72	15	\$281	\$309	\$446
CA-TP12-1584-??-??	84	15	\$264	\$290	\$417
CA-TP12-1596-??-??	96	15	\$297	\$327	\$470
CA-TP12-1508-??-??	108	15	N/A	N/A	\$480
CA-TP12-1520-??-??	120	15	N/A	N/A	\$493
<b>19" deep</b>					
CA-TP12-1912-??-??	12	19	\$194	\$213	\$326
CA-TP12-1924-??-??	24	19	\$227	\$249	\$382
CA-TP12-1936-??-??	36	19	\$264	\$290	\$418
CA-TP12-1948-??-??	48	19	\$271	\$298	\$428
CA-TP12-1960-??-??	60	19	\$377	\$415	\$598
CA-TP12-1972-??-??	72	19	\$383	\$421	\$605
CA-TP12-1984-??-??	84	19	\$390	\$429	\$619
CA-TP12-1996-??-??	96	19	\$424	\$467	\$619
CA-TP12-1908-??-??	108	19	N/A	N/A	\$619
CA-TP12-1920-??-??	120	19	N/A	N/A	\$619
<b>24" deep</b>					
CA-TP12-2412-??-??	12	24	\$225	\$248	\$378
CA-TP12-2424-??-??	24	24	\$251	\$276	\$422
CA-TP12-2436-??-??	36	24	\$318	\$350	\$504
CA-TP12-2448-??-??	48	24	\$324	\$357	\$512
CA-TP12-2460-??-??	60	24	\$480	\$528	\$759
CA-TP12-2472-??-??	72	24	\$485	\$533	\$768
CA-TP12-2484-??-??	84	24	\$516	\$568	\$815
CA-TP12-2496-??-??	96	24	\$552	\$607	\$815
CA-TP12-2408-??-??	108	24	N/A	N/A	\$815
CA-TP12-2420-??-??	120	24	N/A	N/A	\$815

- Dimensions are nominal, actual size is 1/8" greater on both length and width.

- 1 1/8" thick surface is thicker than panels used in locker/cubby construction, best for applications where surface will be subjected to heavy use.

## 1 1/8" thick counter tops for lockers and cubbies

for use with 16" wide units in a single row



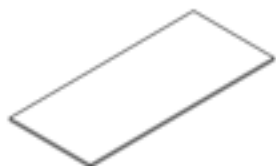
Model Number	Width	Depth	TFL		HPL
			1-1/8" Thick Standard TFL 2mm PVC	1-1/8" Thick Premium TFL 2mm PVC	1-1/8" Thick Standard HPL 2mm PVC
			T1-A1	T2-A1	H1-A1
<b>15" deep</b>					
CA-TP16-1516-??-??	16	15	\$176	\$194	\$279
CA-TP16-1532-??-??	32	15	\$228	\$251	\$361
CA-TP16-1548-??-??	48	15	\$218	\$240	\$344
CA-TP16-1564-??-??	64	15	\$274	\$301	\$434
CA-TP16-1580-??-??	80	15	\$264	\$291	\$417
CA-TP16-1596-??-??	96	15	\$297	\$327	\$469
CA-TP16-1512-??-??	112	15	N/A	N/A	\$485
<b>19" deep</b>					
CA-TP16-1916-??-??	16	19	\$202	\$222	\$320
CA-TP16-1932-??-??	32	19	\$258	\$284	\$408
CA-TP16-1948-??-??	48	19	\$271	\$298	\$429
CA-TP16-1964-??-??	64	19	\$377	\$415	\$596
CA-TP16-1980-??-??	80	19	\$390	\$429	\$619
CA-TP16-1996-??-??	96	19	\$424	\$467	\$670
CA-TP16-1912-??-??	112	19	N/A	N/A	\$691
<b>24" deep</b>					
CA-TP16-2416-??-??	16	24	\$228	\$251	\$361
CA-TP16-2432-??-??	32	24	\$288	\$317	\$456
CA-TP16-2448-??-??	48	24	\$324	\$357	\$512
CA-TP16-2464-??-??	64	24	\$443	\$487	\$700
CA-TP16-2480-??-??	80	24	\$505	\$555	\$797
CA-TP16-2496-??-??	96	24	\$552	\$607	\$873
CA-TP16-2412-??-??	112	24	N/A	N/A	\$897




- Dimensions are nominal, actual size is 1/8" greater on both length and width.

- 1 1/8" thick surface is thicker than panels used in locker/cubby construction, best for applications where surface will be subjected to heavy use.

## 1 1/8" thick counter tops for lockers and cubbies

for use with back to back 12" wide units



Model Number	Width	Depth	TFL		HPL
			1-1/8" Thick Standard TFL  2mm PVC	1-1/8" Thick Premium TFL  2mm PVC	1-1/8" Thick Standard HPL  2mm PVC
			T1-A1	T2-A1	H1-A1
<b>15" deep</b>					
CA-TP12-3012-??-??	12	30	\$275	\$302	\$359
CA-TP12-3024-??-??	24	30	\$272	\$299	\$443
CA-TP12-3036-??-??	36	30	\$361	\$397	\$611
CA-TP12-3048-??-??	48	30	\$493	\$542	\$860
CA-TP12-3060-??-??	60	30	\$497	\$546	\$864
CA-TP12-3072-??-??	72	30	\$501	\$551	\$869
CA-TP12-3084-??-??	84	30	\$632	\$695	\$1,118
CA-TP12-3096-??-??	96	30	\$637	\$701	\$1,124
CA-TP12-3008-??-??	108	30	N/A	N/A	\$1,234
CA-TP12-3020-??-??	120	30	N/A	N/A	\$1,789
<b>19" deep</b>					
CA-TP12-3812-??-??	12	38	\$230	\$253	\$362
CA-TP12-3824-??-??	24	38	\$359	\$394	\$608
CA-TP12-3836-??-??	36	38	\$450	\$495	\$711
CA-TP12-3848-??-??	48	38	\$495	\$545	\$862
CA-TP12-3860-??-??	60	38	\$501	\$551	\$869
CA-TP12-3872-??-??	72	38	\$503	\$554	\$872
CA-TP12-3884-??-??	84	38	\$633	\$697	\$1,120
CA-TP12-3896-??-??	96	38	\$641	\$705	\$1,127
CA-TP12-3808-??-??	108	38	N/A	N/A	\$1,247
CA-TP12-3820-??-??	120	38	N/A	N/A	\$1,811
<b>24" deep</b>					
CA-TP12-4812-??-??	12	48	\$275	\$302	\$447
CA-TP12-4824-??-??	24	48	\$364	\$400	\$614
CA-TP12-4836-??-??	36	48	\$450	\$495	\$711
CA-TP12-4848-??-??	48	48	\$458	\$504	\$723
CA-TP12-4860-??-??	60	48	\$551	\$606	\$869
CA-TP12-4872-??-??	72	48	\$758	\$834	\$1,199
CA-TP12-4884-??-??	84	48	\$765	\$841	\$1,208
CA-TP12-4896-??-??	96	48	\$770	\$847	\$1,216
CA-TP12-4808-??-??	108	48	N/A	N/A	\$1,503
CA-TP12-4820-??-??	120	48	N/A	N/A	\$2,182

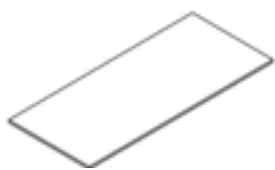
- Dimensions are nominal, actual size is 1/8" greater on both length and width.

- 1 1/8" thick surface is thicker than panels used in locker/cubby construction, best for applications where surface will be subjected to heavy use.



## 1 1/8" thick counter tops for lockers and cubbies

for use with back to back 16" wide units



Model Number	Width	Depth	TFL		HPL
			1-1/8" Thick Standard TFL 2mm PVC	1-1/8" Thick Premium TFL 2mm PVC	1-1/8" Thick Standard HPL 2mm PVC
			T1-A1	T2-A1	H1-A1
<b>15" deep</b>					
CA-TP16-3016-??-??	16	30	\$270	\$297	\$440
CA-TP16-3032-??-??	32	30	\$359	\$394	\$608
CA-TP16-3048-??-??	48	30	\$493	\$542	\$860
CA-TP16-3064-??-??	64	30	\$498	\$548	\$867
CA-TP16-3080-??-??	80	30	\$631	\$694	\$1,115
CA-TP16-3096-??-??	96	30	\$637	\$701	\$1,124
CA-TP16-3012-??-??	112	30	N/A	N/A	\$1,374
<b>19" deep</b>					
CA-TP16-3816-??-??	16	38	\$230	\$253	\$362
CA-TP16-3832-??-??	32	38	\$363	\$399	\$612
CA-TP16-3848-??-??	48	38	\$495	\$545	\$862
CA-TP16-3864-??-??	64	38	\$501	\$551	\$869
CA-TP16-3880-??-??	80	38	\$633	\$697	\$1,120
CA-TP16-3896-??-??	96	38	\$641	\$705	\$1,127
CA-TP16-3812-??-??	112	38	N/A	N/A	\$1,377
<b>24" deep</b>					
CA-TP16-4816-??-??	16	48	\$275	\$302	\$447
CA-TP16-4832-??-??	32	48	\$450	\$495	\$779
CA-TP16-4848-??-??	48	48	\$458	\$504	\$723
CA-TP16-4864-??-??	64	48	\$754	\$830	\$1,191
CA-TP16-4880-??-??	80	48	\$761	\$837	\$1,203
CA-TP16-4896-??-??	96	48	\$770	\$847	\$1,216
CA-TP16-4812-??-??	112	48	N/A	N/A	\$1,786

- Dimensions are nominal, actual size is 1/8" greater on both length and width.

- 1 1/8" thick surface is thicker than panels used in locker/cubby construction, best for applications where surface will be subjected to heavy use.

## island insert - box/box/box/box

28" high



Model Number	Width	Depth	Height	TFL Price
<b>single wide</b>				
CA-IS4B-1818-28	18	18	28	\$1,083

- Pedestal is finished on all sides. Top and bottom must be specified.
- Lock standard on drawer pedestals only.

## island insert - box/box/file

28" high

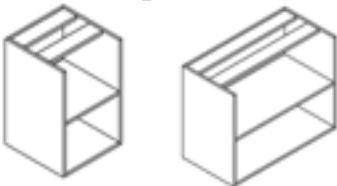


Model Number	Width	Depth	Height	TFL Price
<b>single wide</b>				
CA-ISBF-1818-28	18	18	28	\$990

- Pedestal is finished on all sides. Top and bottom must be specified.
- Lock standard on drawer pedestals only.

## island insert - open bookshelf

28" high

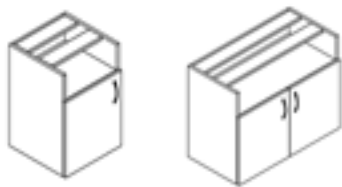


Model Number	Width	Depth	Height	TFL Price
<b>single wide</b>				
CA-ISBS-1818-28	18	17	28	\$663
<b>double wide</b>				
CA-ISBS-1836-28	36	17	28	\$884

- Pedestal is finished on all sides. Top and bottom must be specified.
- Shelf is adjustable.

## island insert - open/storage cabinet

28" high



Model Number	Width	Depth	Height	TFL Price
<b>single wide</b>				
Left Model				
CA-ISOS-1818-28-L	18	18	28	\$763
Right Model				
CA-ISOS-1818-28-R				
<b>double wide</b>				
CA-ISOS-1836-28	36	18	28	\$1,015

- Pedestal is finished on all sides. Top and bottom must be specified.

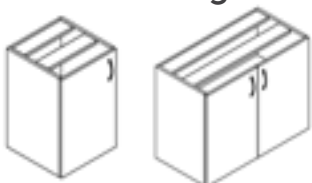
- Single shelf included. For extra shelf -- use OP-SHLF-2 for \$185.

- Hinges open to 90 degrees only. Lock optional. For keyed lock, add OP-LOCK-ADD for \$127 or for combination lock add AC-LOCK-COM1-SV for \$317.

- For combination locks, at least 1 Manager's Key (AC-LOCK-COM1-MKEY \$18) and 1 Code Retrieval Tool (AC-LOCK-COM1-TOOL \$59) are required per project.

## island insert - storage cabinet

28" high



Model Number	Width	Depth	Height	TFL Price
<b>single wide</b>				
Left Model				
CA-ISSC-1818-28-L	18	18	28	\$742
Right Model				
CA-ISSC-1818-28-R				
<b>double wide</b>				
CA-ISSC-1836-28	36	18	28	\$1,126

- Pedestal is finished on all sides. Top and bottom must be specified.

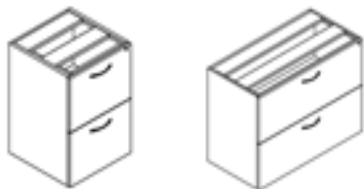
- Single shelf included. For extra shelf -- use OP-SHLF-2 for \$185.

- Hinges open to 90 degrees only. Lock optional. For keyed lock, add OP-LOCK-ADD for \$127 or for combination lock add AC-LOCK-COM1-SV for \$317.

- For combination locks, at least 1 Manager's Key (AC-LOCK-COM1-MKEY \$18) and 1 Code Retrieval Tool (AC-LOCK-COM1-TOOL \$59) are required per project.

## island insert - file/file

28" high



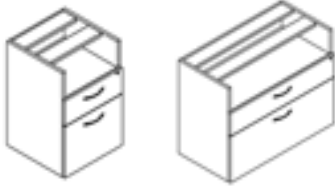
Model Number	Width	Depth	Height	TFL Price
<b>single wide</b>				
CA-ISFF-1818-28	18	18	28	\$897
<b>double wide</b>				
CA-ISLF-1836-28	36	18	28	\$1,239

- Pedestal is finished on all sides. Top and bottom must be specified.

- Lock standard on drawer pedestals only.

## island insert - open/box/file

28" high



Model Number	Width	Depth	Height	TFL Price
<b>single wide</b>				
CA-ISSF-1818-28	18	18	28	\$919
<b>double wide</b>				
CA-ISSF-1836-28	36	18	28	\$1,293

- Pedestal is finished on all sides. Top and bottom must be specified.
- Lock standard on drawer pedestals only.

## island insert - trash cabinet

28" high



Model Number	Width	Depth	Height	TFL Price
<b>double wide</b>				
CA-ISTR-1836-28	36	18	28	\$1,378

- Pedestal is finished on all sides. Top and bottom must be specified.
- Hinges open to 90 degrees only. Lock optional. For keyed lock, add OP-LOCK-ADD for \$127 or for combination lock add AC-LOCK-COM1-SV for \$317 .
- Two 10 gallon trash bins included.
- For combination locks, at least 1 Manager's Key (AC-LOCK-COM1-MKEY \$18) and 1 Code Retrieval Tool (AC-LOCK-COM1-TOOL \$59) are required per project.

## island insert - trash cabinet

35" high

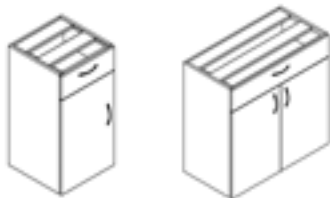


Model Number	Width	Depth	Height	TFL Price
<b>double wide</b>				
CA-ISTR-1836-35	36	18	35	\$2,287

- Pedestal is finished on all sides. Top and bottom must be specified.
- Hinges open to 90 degrees only. Lock optional. For keyed lock, add OP-LOCK-ADD for \$127 or for combination lock add AC-LOCK-COM1-SV for \$317 .
- Two 16 gallon trash bins included.
- For combination locks, at least 1 Manager's Key (AC-LOCK-COM1-MKEY \$18) and 1 Code Retrieval Tool (AC-LOCK-COM1-TOOL \$59) are required per project.

## island insert - buffet cabinet

35" high



Model Number	Width	Depth	Height	TFL Price
<b>single wide</b>				
Left Model		Right Model		
CA-ISBC-1818-35-L	18	18	35	\$916
CA-ISBC-1818-35-R				
<b>double wide</b>				
CA-ISBC-1836-35	36	18	35	\$1,282

- Pedestal is finished on all sides. Top and bottom must be specified.

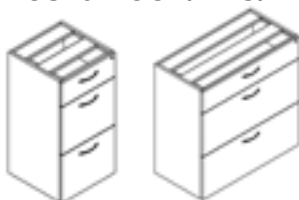
- Single shelf included. For extra shelf -- use OP-SHLF-2 for \$185.

- Hinges open to 90 degrees only. Lock optional. For keyed lock, add OP-LOCK-ADD for \$127 or for combination lock add AC-LOCK-COM1-SV for \$317.

- For combination locks, at least 1 Manager's Key (AC-LOCK-COM1-MKEY \$18) and 1 Code Retrieval Tool (AC-LOCK-COM1-TOOL \$59) are required per project.

## island insert - box/file/file

35" high



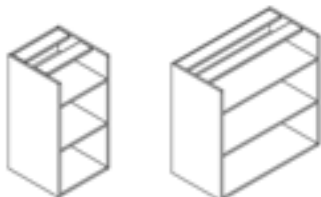
Model Number	Width	Depth	Height	TFL Price
<b>single wide</b>				
CA-ISBF-1818-35	18	18	35	\$1,075
<b>double wide</b>				
CA-ISBF-1836-35	36	18	35	\$1,529

- Pedestal is finished on all sides. Top and bottom must be specified.

- Lock standard on drawer pedestals only.

## island insert - open bookshelf

35" high



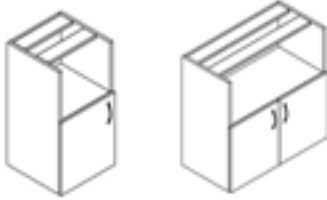
Model Number	Width	Depth	Height	TFL Price
<b>single wide</b>				
CA-ISBS-1818-35	18	17	35	\$769
<b>double wide</b>				
CA-ISBS-1836-35	36	17	35	\$1,083

- Pedestal is finished on all sides. Top and bottom must be specified.

- Shelves are adjustable.

## island insert - open/storage cabinet

35" high

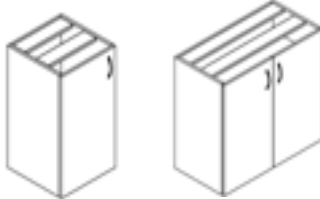


Model Number	Width	Depth	Height	TFL Price
<b>single wide</b>				
Left Model	Right Model			
CA-ISOS-1818-35-L	18	18	35	\$800
<b>double wide</b>				
CA-ISOS-1836-35	36	18	35	\$1,130

- Pedestal is finished on all sides. Top and bottom must be specified.
- Single shelf included. For extra shelf -- use OP-SHLF-2 for \$185.
- Hinges open to 90 degrees only. Lock optional. For keyed lock, add OP-LOCK-ADD for \$127 or for combination lock add AC-LOCK-COM1-SV for \$317 .
- For combination locks, at least 1 Manager's Key (AC-LOCK-COM1-MKEY \$18) and 1 Code Retrieval Tool (AC-LOCK-COM1-TOOL \$59) are required per project.

## island insert - storage cabinet

35" high

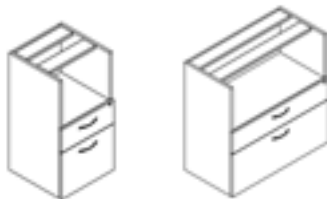


Model Number	Width	Depth	Height	TFL Price
<b>single wide</b>				
Left Model	Right Model			
CA-ISSC-1818-35-L	18	18	35	\$874
<b>double wide</b>				
CA-ISSC-1836-35	36	18	35	\$1,292

- Pedestal is finished on all sides. Top and bottom must be specified.
- Single shelf included. For extra shelf -- use OP-SHLF-2 for \$185.
- Hinges open to 90 degrees only. Lock optional. For keyed lock, add OP-LOCK-ADD for \$127 or for combination lock add AC-LOCK-COM1-SV for \$317 .
- For combination locks, at least 1 Manager's Key (AC-LOCK-COM1-MKEY \$18) and 1 Code Retrieval Tool (AC-LOCK-COM1-TOOL \$59) are required per project.

## island insert - open/box/file

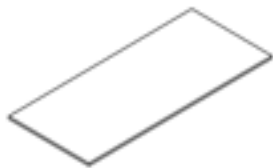
35" high



Model Number	Width	Depth	Height	TFL Price
<b>single wide</b>				
CA-ISSF-1818-35	18	18	35	\$991
<b>double wide</b>				
CA-ISSF-1836-35	36	18	35	\$1,409

- Pedestal is finished on all sides. Top and bottom must be specified.
- Lock standard on drawer pedestals only.

## island table top



Model Number	Width	Depth	TFL		HPL
			1-1/8" Thick Standard TFL 2mm PVC	1-1/8" Thick Premium TFL 2mm PVC	1-1/8" Thick Standard HPL 2mm PVC
			T1-A1	T2-A1	H1-A1
<b>36" wide</b>					
CA-TPIS-3636-??-??	36	36	\$445	\$489	\$702
CA-TPIS-3642-??-??	42	36	\$447	\$492	\$706
CA-TPIS-3648-??-??	48	36	\$450	\$495	\$711
CA-TPIS-3654-??-??	54	36	\$541	\$595	\$854
CA-TPIS-3660-??-??	60	36	\$544	\$598	\$859
CA-TPIS-3666-??-??	66	36	\$749	\$823	\$1,182
CA-TPIS-3672-??-??	72	36	\$751	\$827	\$1,187
CA-TPIS-3678-??-??	78	36	\$754	\$830	\$1,191
CA-TPIS-3684-??-??	84	36	\$759	\$835	\$1,199
CA-TPIS-3690-??-??	90	36	\$762	\$838	\$1,203
CA-TPIS-3696-??-??	96	36	\$764	\$841	\$1,208
CA-TPIS-3602-??-??	102	36	N/A	N/A	\$1,485
CA-TPIS-3608-??-??	108	36	N/A	N/A	\$1,490
<b>48" wide</b>					
CA-TPIS-4836-??-??	36	48	\$450	\$495	\$711
CA-TPIS-4842-??-??	42	48	\$453	\$498	\$716
CA-TPIS-4848-??-??	48	48	\$457	\$503	\$723
CA-TPIS-4854-??-??	54	48	\$546	\$601	\$863
CA-TPIS-4860-??-??	60	48	\$551	\$606	\$870
CA-TPIS-4866-??-??	66	48	\$754	\$830	\$1,191
CA-TPIS-4872-??-??	72	48	\$759	\$835	\$1,199
CA-TPIS-4878-??-??	78	48	\$762	\$838	\$1,203
CA-TPIS-4884-??-??	84	48	\$764	\$841	\$1,208
CA-TPIS-4890-??-??	90	48	\$767	\$844	\$1,212
CA-TPIS-4896-??-??	96	48	\$770	\$847	\$1,217
CA-TPIS-4802-??-??	102	48	N/A	N/A	\$1,498
CA-TPIS-4808-??-??	108	48	N/A	N/A	\$1,502

- Dimensions are nominal, actual size is 1/8" greater on both length and width.

- Maximum overhang on the ends is 12".

- Maximum overhang on the sides is 6".

## island bottom - with casters



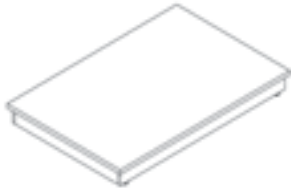
Model Number		Width	Depth	Number of Casters	TFL Price
CA-BOTC-3618-A1		18	36	4	\$686
CA-BOTC-3636-A1		36	36	4	\$754
CA-BOTC-3654-A1		54	36	5	\$928
CA-BOTC-3672-A1		72	36	6	\$1,216
CA-BOTC-3690-A1	2-piece	90	36	8	\$1,381
CA-BOTC-3608-A1	2-piece	108	36	8	\$1,563

- All casters are locking.

- Bottom is 1-1/8" thick material and casters are 5-1/16" high for a total height of 6-3/16".



## island bottom - with plinth



Model Number		Width	Depth	TFL Price
CA-BOTP-3618-A1		18	36	\$827
CA-BOTP-3636-A1		36	36	\$896
CA-BOTP-3654-A1		54	36	\$992
CA-BOTP-3672-A1		72	36	\$1,203
CA-BOTP-3690-A1	2-piece	90	36	\$1,514
CA-BOTP-3608-A1	2-piece	108	36	\$1,697

- Includes levelers.

- Bottom is 1-1/8" thick material and plinth is 5-1/16" high for a total height of 6-3/16".

Please visit [DeskMakers.com](https://DeskMakers.com) to view our current **Terms and Conditions**.

**Please visit [Deskmakers.com](https://deskmakers.com) to view our current **Warranty**.**

## Showroom Locations

### Los Angeles

DeskMakers Headquarters  
6525 Flotilla Street  
Commerce, CA 90040

---

# DeskMakers

Phone: 323.264.2260 | Fax: 323.725.6960  
[www.deskmakers.com](http://www.deskmakers.com)